

Convenient Protocol

for Template Preparation

TempliPhi

DNA Amplification Kit



Rapid and simple

TempliPhi™ DNA Sequencing Template Amplification Kits are designed to prepare circular DNA templates for direct use in cycle sequencing with no need for further purification. Kits are available for 100, 500 and 10 000 reactions and utilize bacteriophage Phi29 DNA polymerase and rolling circle amplification (RCA) technology for rapid amplification of circular template DNA. This isothermal amplification produces microgram quantities of DNA from picograms of starting material in 4-6 h. *In vitro* amplification of very small amounts of template DNA eliminates the need for overnight cell culture and conventional plasmid or M13 preparations.

TempliPhi DNA Amplification Kits offer:

• Convenience and ease of use

One protocol for DNA amplification of most samples eliminates the need for multiple protocols and kits. Starting materials that can be used include low or high copy plasmid from bacterial colony, liquid culture, glycerol stock, DNA from BAC culture, M13 plaque, M13 Phage culture supernatant, fosmids or any lambda vectors.

• Quality, reproducibility and time savings

Yields up to 1.0–1.5 µg of highly pure DNA in 4–6 h from 1 to 100 pg DNA starting material.

• Minimal hands on time

Total hands on time of 15–20 min for sample size of 1–96. Amplified DNA can be used directly in any cycle sequencing reaction without further purification.

• Improved results

Can improve sequencing pass rates and readlengths when compared to samples prepared by traditional methods.

• Increased efficiency

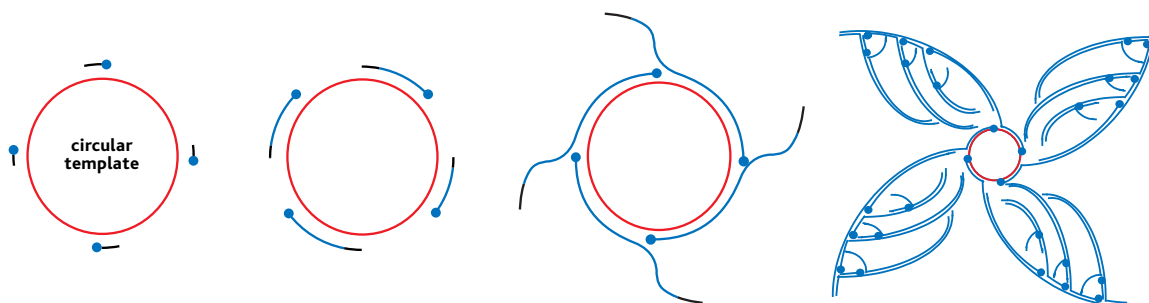
Increases throughput by allowing DNA template preparation and sequencing to be completed in one day.

• Cost savings

Eliminates the need for growing liquid bacterial cultures, for special equipment and is easily automated. DNA amplifications are performed at 30 °C and DNA can be used directly without any processing.

• Compatibility

DNA amplified with TempliPhi Kits can be used with both DYEnamic™ ET Terminator and ABI PRISM™ BigDye™ sequencing chemistries on all MegaBACE™ and ABI PRISM DNA analysis platforms.



— Random hexamer
● Phi29 DNA Polymerase

Fig 1. Schematic of the TempliPhi amplification process.

Random hexamer primers anneal to the circular template DNA at multiple sites. Phi29 DNA polymerase extends each of these primers. When the DNA polymerase reaches a downstream-extended primer, strand displacement synthesis occurs. The displaced strand is rendered single-stranded and available to be primed by more hexamer primer. The process continues, resulting in exponential, isothermal amplification.

protocol for preparing DNA templates

Rolling Circle Amplification Templates are effectively prepared by rolling circle amplification, or RCA (Fig 1). The starting material for amplification can be a small amount of bacterial cells containing a plasmid, an isolated plasmid, an M13 phage, or any circular DNA sample. A small portion of bacterial colonies can be picked from agar plates and added directly to the TempliPhi amplification reaction. Alternately, micro-liter quantities of a saturated culture can serve as starting material. With TempliPhi 100/500 Kits, amplification is completed in 4-6 h at 30 °C without the need for thermal cycling (Fig 2). The TempliPhi amplification reaction produces high molecular weight, double-stranded concatemers of circular template. Note that when starting with M13 clones, the TempliPhi amplification product is double-stranded DNA and can be directly sequenced with forward and reverse primers. Amplified DNA can be used in a cycle sequencing reaction without any purification.

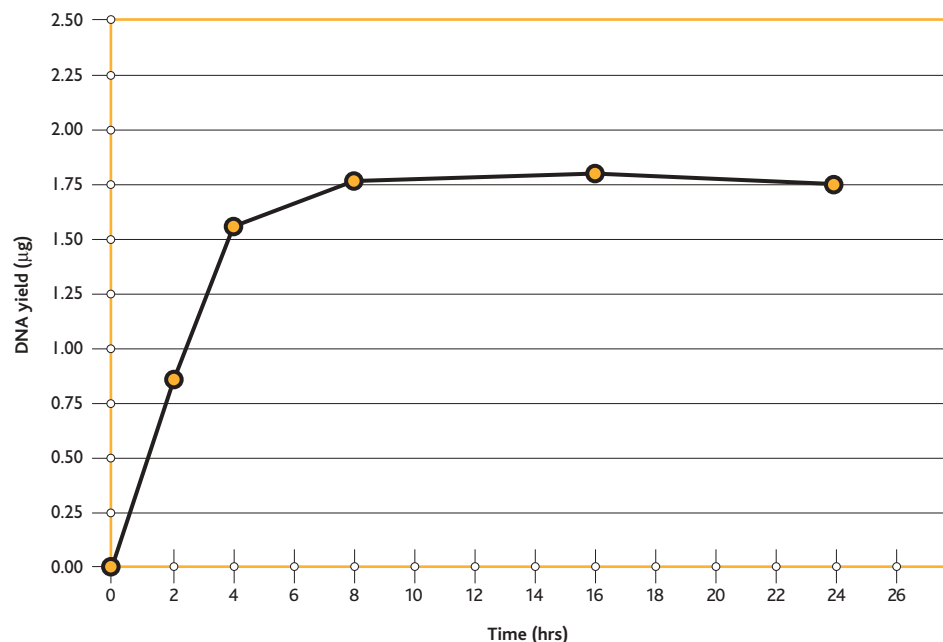


Fig 2. Kinetics of DNA amplification using TempliPhi 100 Amplification Kit.

Amplification of 1ng pUC19 DNA over 24 hrs. The amount of DNA was quantitated using PicoGreen™ dsDNA Quantitation Reagents at the given times. Data is representative of triplicate experiment.

Product use and kit contents Two different types of TempliPhi DNA Amplification Kits are available to meet different throughput requirements (Fig 3). TempliPhi DNA Sequencing Template Amplification Kit for 10 000 reactions contains premixed components and generates templates after overnight incubation. The 100 and 500 reaction size kits contain separate, unmixed components for enhanced stability. All TempliPhi Kits streamline the template preparation process (Fig 4).

flexibility...

TempliPhi Amplification Kits were designed to efficiently prepare DNA sequencing templates, but the isothermal process has been found useful for other applications. For instance, plasmid DNA amplified with TempliPhi Kits can be conveniently transformed into bacteria—without an additional plasmid preparation step. And a modified protocol for bacterial artificial chromosome (BAC) DNA preparation using TempliPhi 100 and 500 Amplification Kits is efficient, streamlined, and generates up to 15 µg of DNA.

	Sample Buffer		Reaction Buffer		Enzyme Mix		Positive Control pUC19 DNA	
	Quantity	Storage	Quantity	Storage	Quantity	Storage	Quantity	Storage
100 Reaction Kit	1 x 0.5 ml	-20 °C (1 month) or -70 °C (12 months)	1 x 0.5 ml	-20 °C (1 month) or -70 °C (6 months)	1 x 20 µl	-20 °C (1 month) or -70 °C (6 months)	1 x 50 µl, 2 ng/µl	-20 °C (12 month) or -70 °C (12 months)
500 Reaction Kit	5 x 0.5 ml	-20 °C (1 month) or -70 °C (12 months)	5 x 0.5 ml	-20 °C (1 month) or -70 °C (6 months)	5 x 20 µl	-20 °C (1 month) or -70 °C (6 months)	1 x 50 µl, 2 ng/µl	-20 °C (1 month) or -70 °C (12 months)

	TempliPhi Premix		Denature Buffer		Positive Control pUC19 DNA	
	Quantity	Storage	Quantity	Storage	Quantity	Storage
10 000 Reaction Kit	5 x 20 ml	-70 °C (6 months)	5 x 20 ml	-20 °C or -70 °C (12 months)	1 x 50 µl 2 ng/ul	-20 °C or -70 °C (12 months)

Fig 3. Components of each kit.

TempliPhi amplified DNA

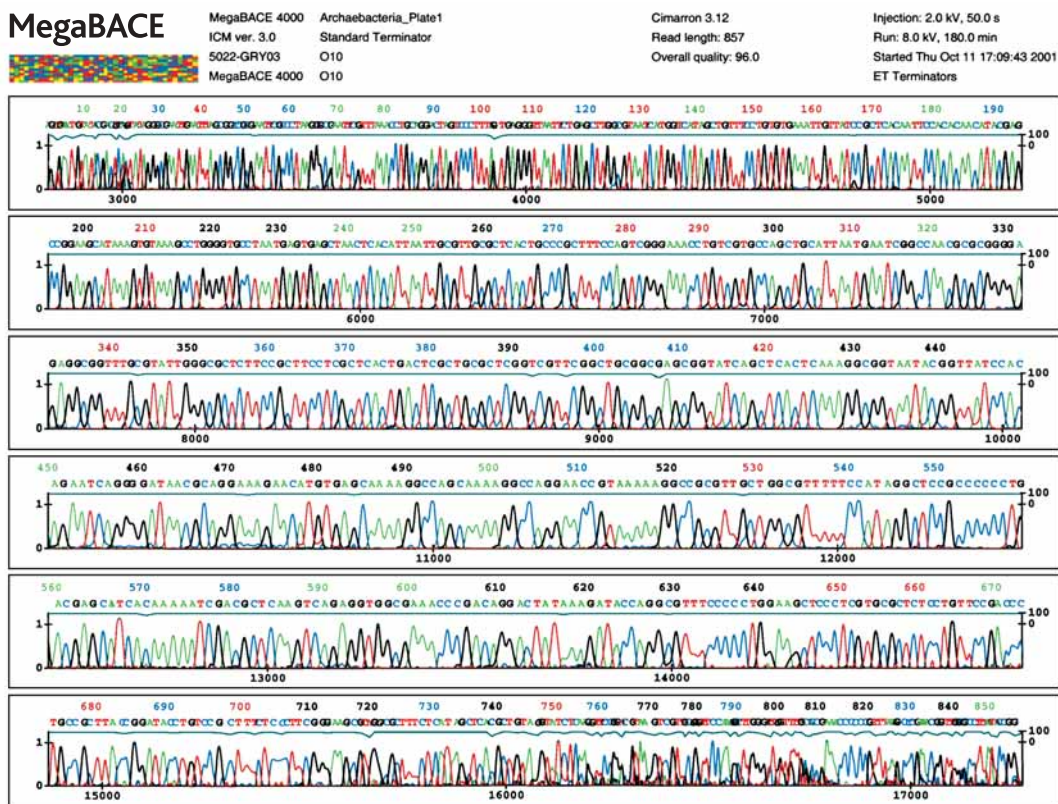


Fig 6. Sequence Performance of TempliPhi amplified DNA on MegaBACE 4000 DNA Analysis System. Template preparation was carried out directly from a 10% glycerol stock containing double stranded plasmid. Using recommended protocols and TempliPhi 10 000 Amplification Kit, 3 μ l of the post-amplification product was used directly in a DYEnamic ET Terminator Cycle Sequencing reaction and analyzed on MegaBACE 4000 DNA Analysis System.

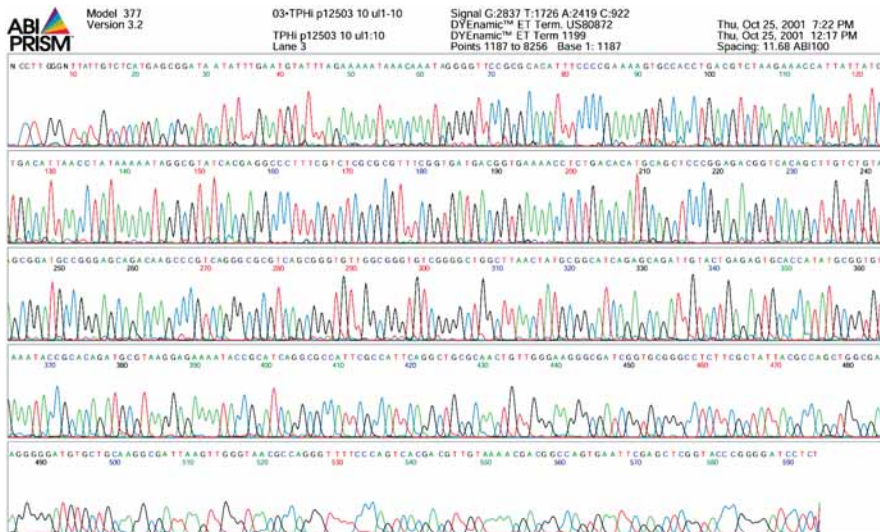


Fig 7. Sequence Performance of TempliPhi amplified DNA on ABI PRISM 377 DNA Sequencer. Template preparation was carried out directly from a single bacterial (DH5 α) colony containing plasmid. Using recommended protocols and TempliPhi 100 Amplification Kit, 1 μ l of the post-amplification product was used directly in a DYEnamic ET Terminator Cycle Sequencing reaction and analyzed on ABI PRISM 377 DNA Sequencer.



Fig 8. Sequence Performance of TempliPhi amplified DNA on ABI PRISM 3100 Genetic Analyzer. Template preparation was carried out directly from a single bacterial (DH5 α) colony containing plasmid. Using recommended protocols and TempliPhi 100 Amplification Kit, 1 μ l of the post-amplification product was used directly in a DYEnamic ET Terminator Cycle Sequencing reaction and analyzed on ABI PRISM 3100 Genetic Analyzer.

References

- Dean, F.B., Nelson, J.R., Giesler, T.L., and Lasken, R.S. 2001. Rapid Amplification of plasmid and phage DNA using Phi29 DNA polymerase and multiply-primed rolling circle amplification. *Genome Research* **11**:1095-1099.
- Lizardi, P.M., Huang, X., Zhu, Z., Bray-ward, P., Thomas, D.C., and Ward, D.C. 1998. Mutation detection and single-molecule counting using isothermal rolling-circle amplification. *Nature Genetics* **19**:225-232.

order information

TempliPhi 100 Amplification Kit / 100 reactions	25-6400-10
TempliPhi 500 Amplification Kit / 500 reactions	25-6400-50
TempliPhi DNA Sequencing Template Amplification Kit / 10 000 reactions	25-6400-01

www.templiphi.com

Asia Pacific

Tel: +852 2811 8693
Fax: +852 2811 5251

Australasia

Tel: +61 2 9899 0999
Fax: +61 2 9899 7511

Austria

Tel: 01 576 0616 24
Fax: 01 576 0616 27

Belgium

Tel: 0800 73 888
Fax: 03 272 1637

Canada

Tel: +1 800 463 5800
Fax: +1 800 567 1008

Central, East, and Southeast Europe

Tel: +43 1 982 3826
Fax: +43 1 985 8327

Denmark

Tel: 45 16 2400
Fax: 45 16 2424

Finland & Baltics

Tel: +358 (0)9 512 39 40
Fax: +358 (0)9 512 17 10

France

Tel: 01 69 35 67 00
Fax: 01 69 41 96 77

Germany

Tel: 0761 4903 402
Fax: 0761 4903 405

Italy

Tel: 02 27322 1
Fax: 02 27302 212

Japan

Tel: +81 3 5331 9336
Fax: +81 3 5331 9370

Latin America

Tel: +55 11 3933 7300
Fax: +55 11 3933 7315

Middle East & Africa

Tel: +30 210 96 00 687
Fax: +30 210 96 00 693

Netherlands

Tel: 0165 580 410
Fax: 0165 580 401

Norway

Tel: 2318 5800
Fax: 2318 6800

Portugal

Tel: 21 417 7035
Fax: 21 417 3184

Russia and C.I.S. and N.I.S.

Tel: +7095 232 0250, 956 1137
Fax: +7095 230 6377

Southeast Asia

Tel: +60 3 8024 2080
Fax: +60 3 8024 2090

Spain

Tel: 93 594 49 50
Fax: 93 594 49 55

Sweden

Tel: 018 612 1900
Fax: 018 612 1910

Switzerland

Tel: 01 802 81 50
Fax: 01 802 81 51

UK

Tel: 0800 616928
Fax: 0800 616927

USA

Tel: +1 800 526 3593
Fax: +1 877 295 8102

TempliPhi, MegaBACE, and DYEnamic are trademarks of Amersham Biosciences Ltd. Amersham and Amersham Biosciences are trademarks of Amersham plc. BigDye and ABI PRISM are trademarks of Applied Biosystems, Inc. PicoGreen is a trademark of Molecular Probes Inc. The TempliPhi 100 Amplification Kit, TempliPhi 500 Amplification Kit, and TempliPhi DNA Sequencing Template Amplification Kit and the use thereof for DNA synthesis is covered by US patent application number 09/920,571 and US patents 5,854,033, 5,198,543, 5,576,204 and 5,001,050 licensed exclusively to Amersham Biosciences Corp. © Amersham Biosciences Corp 2003 – All rights reserved. All goods and services are sold subject to the terms and conditions of sale of the company within the Amersham Biosciences group that supplies them. A copy of these terms and conditions is available on request. Amersham Biosciences UK Limited Amersham Place, Little Chalfont, Buckinghamshire, England HP7 9NA Amersham Biosciences AB SE-751, 84 Uppsala, Sweden Amersham Biosciences Corp 800 Centennial Avenue, PO Box 1327, Piscataway, NJ 08855 USA Amersham Biosciences GmbH Munzinger Strasse 9, D-79111, Freiburg, Germany Amersham Biosciences (SV) Corp 928 East Arques Avenue, Sunnyvale CA 94085 USA

